

ALLDECO



PRODUCT CATALOG

2025



www.alldeco.pl/en
alldeco@alldeco.pl

Warsaw, Poland



TABLE OF CONTENTS

About us	Page 3
Our Projects	Page 4 - 18
Materials	Page 19 - 25
Contact	Page 27

ALDECO

Wood is a natural material valued in both construction and interior design.

It brings warmth and a sense of comfort, creating a cozy and inviting living environment.

Whether in modern or traditional architecture, wood fits seamlessly into any landscape.

Solid wood is the perfect choice for those who care about sustainability and eco-friendliness. Its natural beauty and lasting quality can be enjoyed for generations.

Our wood products are environmentally conscious, as they're sourced from old buildings and thoughtfully restored. That means every piece has a story – and a character all its own.



WOOD BOARDS

Old cladding boards come from the demolition of agricultural buildings in Poland. Their unique texture and color have been shaped over time by sun and rain. Decades of exposure to the elements have turned each board into a one-of-a-kind piece.



SUN-BLEACHED BOARDS

Cladding boards can be used both indoors and outdoors, for exterior siding as well as room dividers. They are also used as covering elements for insulation layers.



STAIRS



FLOORBOARDS

Our original old floorboards come from historic Polish houses and storage rooms. Their unique charm and distinctive texture are a result of their history. Many generations have walked on them, leaving behind their marks.

WOOD BEAMS

Old beams with their original hand-hewn surface can be used both as structural elements and as decorative beams.



OLD SAWN BEAMS

Old sawn beams are characterized by a smoother surface. They can be used both as structural elements and as decorative beams.





BEAM IMITATION

Decorative beam imitation designed for mounting spotlights. Ideal for stylishly covering surfaces and easily integrating lighting on ceilings or walls.



OLD LOG WALLS

Old log walls are often used as tabletops, worktops, as well as structural and decorative elements. The possibilities are endless. Thanks to its solidity, this beautiful material can be used in a wide variety of ways.



BOARDS WITH ORIGINAL HAND-HEWN SURFACE

They can be used as decorative beams, as a perfect imitation of roof truss beams, and also for cladding.

THREE-LAYER PLYWOOD



FURNITURE FRONTS / MULTI-LAYER BOARDS

Multi-layer boards are especially well-suited for making furniture fronts and doors. This material combines functionality with style and warmth.

STAIR RAILINGS, BALUSTRADES

Stair railings and balustrades made from our wood are ideal design solutions for securing stairs, balconies, terraces, and more.



DOORS



DOORS

We offer both modern and classic exterior and interior doors. These can be standard doors veneered with reclaimed wood or doors made from old solid wood, crafted according to customer specifications or provided designs.




EXTERIOR AND INTERIOR DOORS



SLIDING DOORS

For sliding doors, we use retro-style tracks.





STAIRS



OUTDOOR STAIRS

We custom-make stairs from reclaimed wood for both indoor and outdoor use.

INDOOR STAIRS



CUSTOM-BUILT CABINETS



RECLAIMED WOOD FURNITURE



TABLES

We craft tables in a variety of styles — from small decorative tables and coffee tables to large extendable dining tables.

COFFEE TABLE





BEDS

We make beds from reclaimed wood — whether single, double, or bunk beds — all made to order.







KITCHEN FURNITURE
MADE FROM
RECLAIMED WOOD








BATHROOM CABINETS

BATHROOM CABINETS

Bathroom furniture made from reclaimed wood is moisture-resistant and maintains its natural appearance. It is durable, functional, and perfect for both bathrooms and guest toilets.



VISUALIZATIONS



HOTEL EQUIPMENT



RESTAURANT EQUIPMENT





CLADDING BOARDS



FEATURES

Features: Ready-to-install boards with original sun-bleached surface, brushed, trimmed, or milled

Color: Natural shades of brown (light and dark), gray, and white tones

Applications: Building facades, ceiling and wall cladding, furniture and door coverings

WOOD JOINERY



TONGUE CUTTER



TONGUE AND GROOVE CUTTER



LAP JOINT

Lengths				
120-198 cm	200-248 cm	250-298 cm	300-350 cm	mix: 120-350cm
Width: 12 cm - 20 cm				
Thickness: 1,8 cm - 2,0 cm				

COLORS



LIGHT BROWN



NATURAL BROWN



GREY



WHEIT



WHITWASHED





LIGHT BROWN



LIGHT BROWN



NATURAL BROWN



NATURAL BROWN



GREY



WHITE

OLD FLOORBOARDS



HELLBRAUN



HELLBRAUN

FEATURES

Features: Ready-to-install solid floorboards with original surface from floors, brushed, trimmed, or milled.

Color: Light brown. Coloring available upon request.

Applications: Flooring, tabletops, furniture.

Lenghts

120-200 cm	200-250 cm	250-300 cm	mix: 120-350cm
------------	------------	------------	----------------

Width: 12 cm - 20 cm

Thickness: 2,5 cm - 3,0 cm

WOOD JOINT



TONGUE AND GROOVE CUTTER



STRAIGHT EDGE



NATURAL BROWN



NATURAL BROWN



HAND-HEWN / SAWN BEAMS



HAND-HEWN BEAMS

HAND-HEWN BEAMS

GESÄGTE SAWN BEAMS


FEATEURES

Features: Beams with original hand-hewn or sawn surface, washed, visibly free of nails

Color: Light brown

Applications: Decorative elements, structural elements

Lenghts	
190-248 cm, 10x12 - 14x16 +- 2cm	190-248 cm, 16x18 - 18x20 +- 2cm
250-298 cm, 10x12 - 14x16 +- 2cm	250-298 cm, 16x18 - 18x20 +- 2cm
300-348 cm, 10x12 - 14x16 +- 2cm	300-348 cm, 16x18 - 18x20 +- 2cm
350-398 cm, 10x12 - 14x16 +- 2cm	350-398 cm, 16x18 - 18x20 +- 2cm
400- 448 cm, 10x12 - 14x16 +- 2cm	400-448 cm, 16x18 - 18x20 +- 2cm
> 450 cm, 10x12 - 14x16 +- 2cm	450-498cm, 16x18 - 18x20 +- 2cm
-	> 500 cm, 16x18 - 18x20 +- 2cm



BOARDS WITH ORIGINAL HEWN SURFACE



FEATURES

Dimensions: Length: 150–500 cm, Width: 10–18 cm
Thickness: 3.0–6.0 cm

Features: Ready-to-install boards with original hewn surface, brushed, trimmed, or milled

Color: Light to dark brown

Applications: Decorative elements, beam and rafter imitation, cladding



LOG WALLS



ORIGINAL SIDES



PROCESSED SIDES


FEATURES

Dimensions: Length: 200–400 cm, Width: from 16 cm, Thickness: 4.0–8.0 cm

Characteristics: Original surface, original and processed sides; natural irregularities, possible cracks

Color: Light to dark brown

Application: Building façades, decorative and structural wall elements, furniture, and table or worktops



MULTI-LAYER SOLID WOOD PANELS



LIGHT BROWN



NATURAL BROWN

FEATURES

Dimensions: Max. 120 × 250 cm, Thickness: min. 2.1 cm

Characteristics: Cut from original boards with sun-burned surface, brushed, ready for assembly

Color: Natural brown tones (light and dark brown)
On a three-layer panel, various shades may appear.

Application: Furniture fronts, door cladding

Lengths

Single-sided three-layer panel: 120 × 250 cm, thickness min. 2.1 cm, 120 cm laid

Single-sided three-layer panel: 120 × 250 cm, thickness min. 2.1 cm, laid with 250 cm side horizontal

Two-sided three-layer panel: 120 × 250 cm, thickness min. 2.1 cm, laid with 120 cm side horizontal

Two-sided three-layer panel: 120 × 250 cm, thickness min. 2.1 cm, laid with 250 cm side horizontal

Single-sided two-layer 3D panel: 120 × 250 cm, approximately 3 cm thick

3-Layer Door Blank: 120 × 250 cm, Thickness approx. 4.2 cm





ALLDECO

CONTACT US

www.alldeco.pl/en

Customer service:
+48 605 157 800
martyna@alldeco.pl